

2006

§ 1

1.1

1.2

1.3

1.4

1.5

§ 2

2.1

	002097
	2
	410100
	http://www.sunward.com.cn/

2 2




	1, 684, 700. 00
	19, 966. 22
	92, 279. 89
	1, 796, 946. 11
	265, 001. 43
	1, 531, 944. 68

3. 3

§ 4

4. 1

	6, 625. 00
1	
2	267. 20
3	6, 357. 70
	2, 545. 30
	3, 812. 30
4	



3									
4									
	6,625. C	10C	3,320.0C	3,312. E			3,320.0C	13,257. E	10C 5

4.2 10 10

	11,624				
10					
		27.42%	36,352,920	36,352,920	0
		17.59%	23,325,000	23,325,000	0
		6.27%	8,312,265	8,312,265	0
		4.94%	6,543,540	6,543,540	0
		2.40%	3,186,495	3,186,495	0
		2.09%	2,768,220	2,768,220	0
		1.98%	2,625,000	2,625,000	0
		1.50%	1,992,510	1,992,510	0
		1.04%	1,384,110	1,384,110	0
		1.04%	1,384,110	1,384,110	0
10					
	---		1,000,000		
			926,132		
	---		540,500		
	---		400,000		
			316,490		
			224,400		
			204,000		
			180,000		
			174,300		
			172,600		

--	--

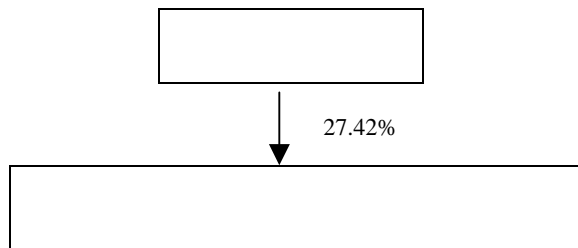
4.3

4.3.1

4.3.2

	27.42%
--	--------

4.3.3



§ 5

5.1

			61	2004-04-03	2007-04-03	24,235,280	36,352,920		16	
			46	2005-02-07	2007-04-03	0	0		0	
			42	2006-03-07	2007-04-03	0	300,000		12	
				2005-01-07	2007-04-03					
			44	2004-04-03	2007-04-03	436,020	954,030		12	
			49	2004-04-03	2007-04-03	167,310	400,965		8	
			45	2004-04-03	2007-04-03	0	0		0	
			51	2005-06-10	2007-04-03	0	0		0	
			72	2004-04-03	2007-04-03	0	0		1	

			61	2004-04-03	2007-04-03	0	0		1	
			39	2004-04-03	2007-04-03	0	0		1	
			43	2004-04-03	2007-04-03	0	0		1	
			42	2004-04-03	2007-04-03	816,270	1,224,405		8	
			45	2004-04-03	2007-04-03	0	0		8	
			49	2004-04-03	2007-04-03	0	0		0	
			40	2004-04-03	2007-04-03	0	300,000		12	
			59	2005-01-07	2007-04-03	0	300,000		6	
			50	2004-04-03	2007-04-03	0	150,000		10	
						25,654,880	39,982,320		96	

§ 6

6.1

		63,729.88	2005	35,011.47	82.03%
8,093.11	2005	3,776.49		114.30%	
12			2005	37,758.73	
99,073.01	162.38%		2005	16,199.51	
51,866.89	220.18%				

1

2

"

"

"

"

3 2007

2007

2007

10.5

2006

64.76%

12

12,500

2006

54.45%

10

4

1

2

" "

3

5

2007

3

1

2006 2 15

[2006] 3

1 —

38

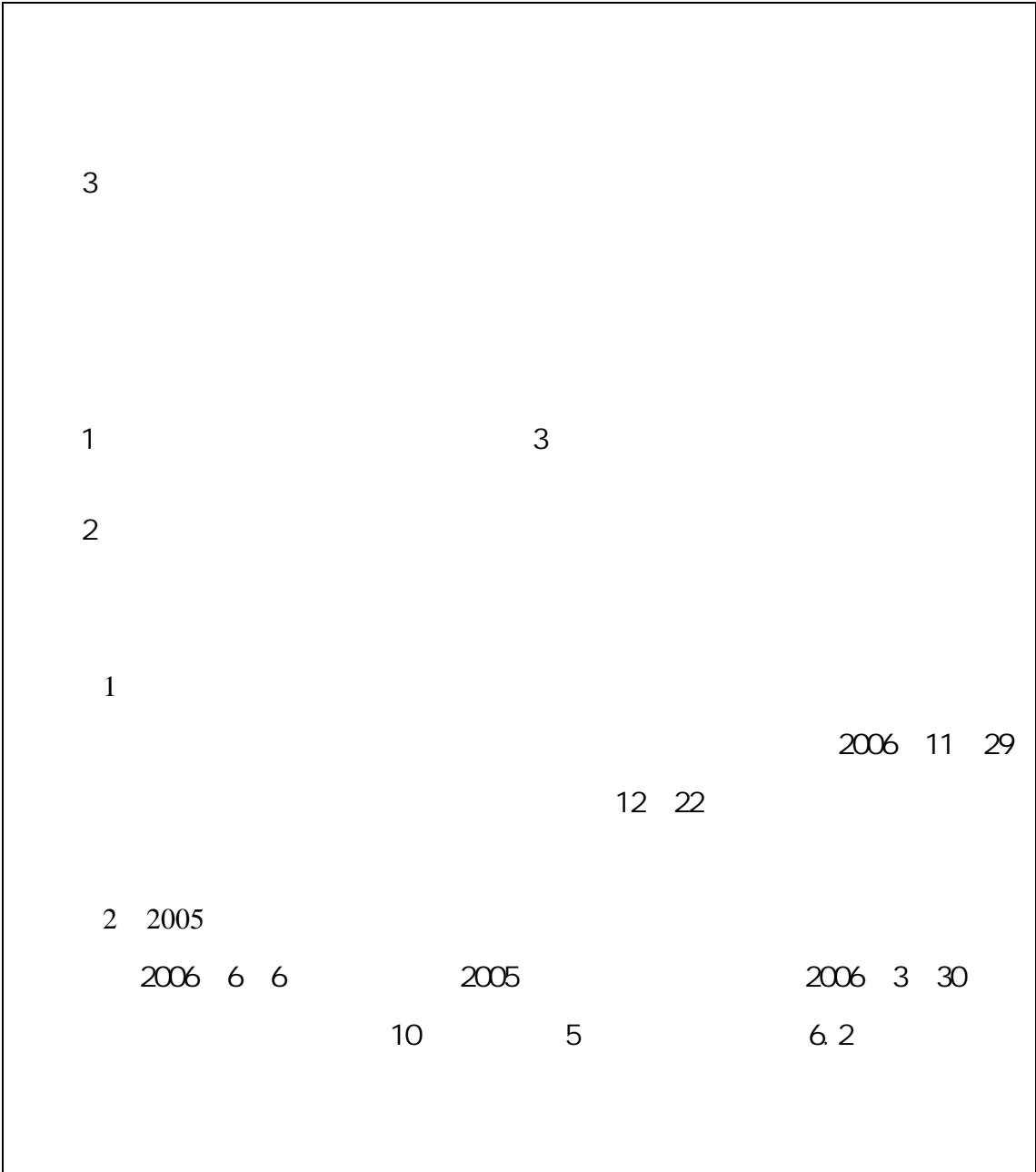
2007 1 1

2007 1 1

1

18 —

1, 686, 248. 11	2007 1 1	1, 686, 248. 11
1, 673, 265. 13		1, 673, 265. 13
2		
2006 12 31		
1, 393, 391. 70		2007 1
1 1, 397, 286. 59		
2		
1	2 —	
2	6 —	
3	16 —	
4	17 —	
5	18 —	



6.2

6.2.1

						%
	63,729.88	46,063.78	27.72%	82.03%	79.16%	+1.16%

6.2.2

	25,173.69	18,405.43	26.89%	50.76%	48.61%	+1.06
	22,383.10	17,745.93	20.72%	62.21%	70.30%	-3.77
	12,640.64	7,421.17	41.29%	351.56%	347.82%	+0.49
	2,106.15	1,416.21	32.76%	261.37%	271.01%	-1.75
	1,063.40	709.59	33.27%	30.95%	34.95%	-1.98
	362.91	365.44	-0.70%	13.05%	6.95%	+5.74

6.3

	55,158.82	87.38%
	8,571.06	53.77%
	63,729.88	

6.4

	31,630.7425								4,425.78	
									4,425.78	
		16,000	2,988.57	8,404.62	52.53%		2007 12			
		7,500	241.98	1,365.85	18.21%		2008 12			

(C M\$)		1, 500	13. 58	353. 38	23. 56%		2008 12			
		6, 630. 74	1, 181. 65	1, 181. 65	17. 82%		-			
		31, 630. 74	4, 425. 78	11, 305. 5	35. 74%					
						6, 879. 72				
						1, 181. 65				

6. 5

6. 6

" "

6. 7

--	--

§ 7

7.1

				()			
			46	10,320			
			27				
		2006-11-24	27				

7.2

7.3

7.4

7.4.1

				%	
			6,938,053.70	1.22	

			1, 021, 367. 52	0. 16	
--	--	--	-----------------	-------	--

7. 4. 2

	-	-	-	-
	-	-	-	-
	-	-	693. 81	82. 23
	174. 50	64. 00	-	-
	174. 50	64. 00	693. 81	82. 23

174. 50

64. 00

7. 5

7. 6

5%

2006

8, 065

7. 7

§ 8

2006

1

2006

	5			
	6	82,353,144.56	39,430,248.06	4
	7	10,381,518.99	8,347,791.73	5
	8	63,980,187.60	33,987,063.70	6
	9			
	10			
	11			
	12	239,847,822.07	109,048,753.24	7
	13	117,708.38	171,613.43	8
	14			
	15			
	16	842,401,235.09	284,658,962.63	
	17	3,010,320.00	2,000,000.00	9
	18	1,010,320.00	-	
	19	2,000,000.00	2,000,000.00	
*	20			
	21	3,010,320.00	2,000,000.00	
	22	101,890,585.21	79,846,145.17	10
	23	18,039,732.12	12,780,113.48	10
	24	83,850,853.09	67,066,031.69	
	25			
	26	83,850,853.09	67,066,031.69	
	27			
	28			
	29	37,680,238.88	345,710.99	11
	30	121,531,091.97	67,411,742.68	
	31	23,787,494.88	23,516,567.58	12
	32			
	33			
	34			
	35	23,787,494.88	23,516,567.58	
	36			
	37			
	38			
	39	990,730,141.94	377,587,272.89	
	40	128,000,000.00	25,000,000.00	13
	41	102,143,579.55	45,430,000.00	14
	42	118,829,166.60	41,739,786.34	15
	43	6,002,624.80	3,133,556.78	16
	44	11,747.53	5,187.15	18

	45	7, 331, 192. 12	4, 571, 575. 71	
	46			
	47			
	48	3, 037, 878. 69	4, 681, 173. 13	19
	49	67, 854. 97	73, 863. 11	20
	50	36, 787, 559. 02	20, 932, 246. 79	17
	51	1, 196, 234. 22	1, 652, 543. 33	21
	52			
	53			
	54	3, 000, 000. 00	2, 000, 000. 00	22
	55			
	56			
	57	406, 407, 837. 50	149, 219, 932. 34	
	58	57, 600, 000. 00	63, 000, 000. 00	23
	59			
	60			
	61	6, 660, 000. 00	1, 910, 000. 00	24
	62			
	63			
	64	64, 260, 000. 00	64, 910, 000. 00	
	65			
	66	470, 667, 837. 50	214, 129, 932. 34	
*	67	1, 393, 391. 70	1, 462, 228. 52	
	68	132, 575, 000. 00	66, 250, 000. 00	25
	69			
	70	132, 575, 000. 00	66, 250, 000. 00	
	71	288, 956, 945. 00	5, 339, 200. 00	26
	72	24, 135, 079. 05	16, 039, 056. 69	27
	73		5, 346, 352. 22	
*	74			
	75	73, 001, 888. 69	74, 366, 855. 34	28
	76			
	77	518, 668, 912. 74	161, 995, 112. 03	
	78	990, 730, 141. 94	377, 587, 272. 89	13

2006 12 31

	1	445, 338, 821. 29	92, 410, 111. 15	

	2		100,000.00	
	3	300,000.00	590,000.00	
	4			
	5			
	6	81,679,999.55	38,858,709.54	1
	7	10,408,394.16	8,152,584.91	2
	8	63,858,629.77	33,911,738.69	
	9			
	10			
	11			
	12	234,643,636.11	105,557,690.75	
	13	117,708.38	171,613.43	
	14			
	15			
	16	836,347,189.26	279,752,448.47	
	17	6,086,318.05	5,243,998.49	3
	18	4,086,318.05	3,243,998.49	
	19	2,000,000.00	2,000,000.00	
*	20			
	21	6,086,318.05	5,243,998.49	
	22	101,694,645.90	79,650,205.86	
	23	18,004,733.32	12,769,448.52	
	24	83,689,912.58	66,880,757.34	
	25			
	26	83,689,912.58	66,880,757.34	
	27			
	28			
	29	37,676,284.88	345,710.99	
	30	121,366,197.46	67,226,468.33	
	31	23,216,066.31	22,659,424.72	
	32			
	33			
	34			
	35	23,216,066.31	22,659,424.72	
	36			
	37			
	38			
	39	987,015,771.08	374,882,340.01	
	40	128,000,000.00	25,000,000.00	
	41	102,143,579.55	45,430,000.00	

	42	117,007,988.68	41,115,519.08	
	43	6,002,624.80	3,098,156.78	
	44			
	45	7,159,804.76	4,394,958.46	
	46			
	47			

2006

	1	637, 298, 848. 28	350, 114, 725. 76	29
	2			
	3	637, 298, 848. 28	350, 114, 725. 76	
	4	460, 637, 817. 86	257, 114, 000. 90	30
	5	1, 556, 096. 47	1, 060, 095. 50	31
	6			
	7			
	8	175, 104, 933. 95	91, 940, 629. 36	
	9	251, 936. 42	89, 920. 44	32
	10	36, 917, 612. 97	23, 296, 333. 46	
	11	40, 554, 148. 73	22, 603, 685. 12	
	12	8, 021, 641. 80	5, 687, 468. 32	33
	13			
	14	89, 863, 466. 87	40, 443, 062. 90	
	15	19, 966. 22		34
	16			
	17			
	18	1, 914, 948. 20	1, 579, 522. 15	35
	19			
	20	137, 968. 31	228, 099. 92	36
	21			
	22	91, 660, 412. 98	41, 794, 485. 13	
	23	10, 798, 194. 09	4, 417, 393. 31	
*	24	- 68, 836. 82	- 387, 771. 48	
*	25			
	26	80, 931, 055. 71	37, 764, 863. 30	
	27	74, 366, 855. 34	42, 260, 891. 42	
	28			
	29	155, 297, 911. 05	80, 025, 754. 72	
	30	8, 096, 022. 36	3, 772, 599. 59	
	31		1, 886, 299. 79	
	32			
	33			
	34			
	35			
	36			
	37			
	38			

	30	8, 096, 022. 36	3, 772, 599. 59	
	31		1, 886, 299. 79	
	32			
	33			
	34			
	35			
	36			
	37			
	38			
	39	147, 192, 189. 15	74, 327, 987. 93	
	40			
	41			
	42	41, 075, 000. 00		
	43	33, 125, 000. 00		
	44			
	45	72, 992, 189. 15	74, 327, 987. 93	

9.2.3

2006			
	1	—	
	2	634, 725, 341. 99	
	3	934, 967. 13	
	4	9, 036, 731. 56	37
	5	644, 697, 040. 68	
	6	527, 634, 436. 65	
	7	35, 868, 274. 18	
	8	18, 018, 261. 62	
	9	29, 639, 032. 36	38
	10	611, 160, 004. 81	
	11	33, 537, 035. 87	
	12	—	
	13		
	14		
	15	19, 966. 22	
	16	32, 000. 00	
	17		

	18	51,966.22	
--	----	-----------	--

19

25

26

3

—

	59		
	60		
	61		
	62		
3	63	—	
	64	445,338,821.29	
	65	92,410,111.15	
	66		
	67	100,000.00	
	68	352,828,710.14	

9.2.4

	2006 12 31	518,668,912.74
1		1,682,353.22
2		1,397,286.59
	2007 1 1	521,748,552.55

“

38 —

“ ”

”

9.3

9.4

9.5

2007 3 18